

Current and Emerging Health Issues

September 21, 2021

Veerinder (Vinny) Taneja, MBBS; MPH
Public Health Director



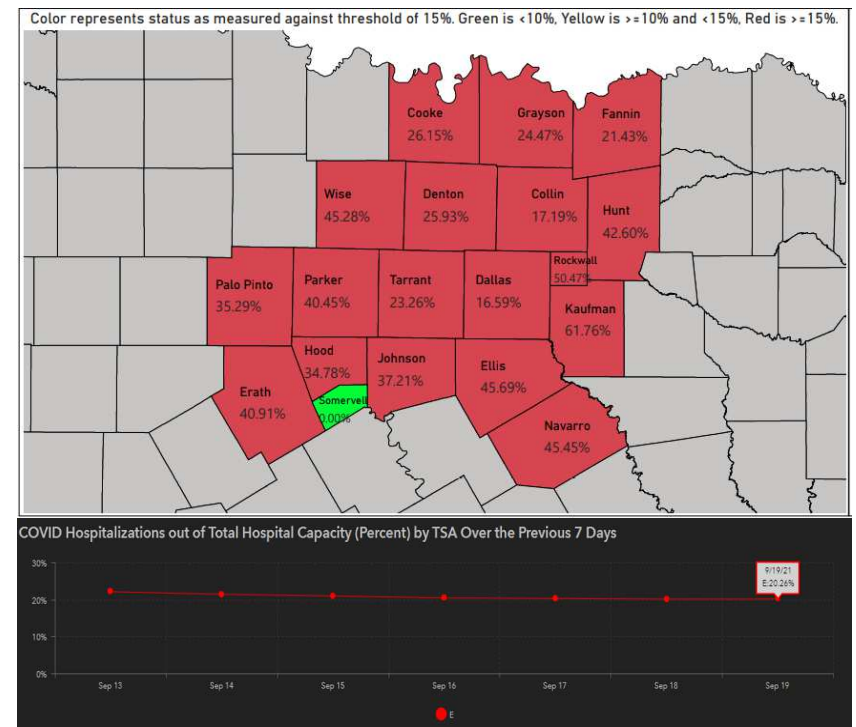
Updated: Sep 20th, 2021



A healthier community through leadership in health strategy

COVID Surge!

- TC approx. 337 K cases, 4027 deaths
- Hospitalizations trend flat
- TC COVID confirmed Hospitalizations:
n= 1094 (23.26% of hospital capacity)
- Pediatric COVID Hospitalizations:
n=41 (10% of pediatric bed capacity)
- TSA E per DSHS
n=3261 (20.26% of hospital capacity)



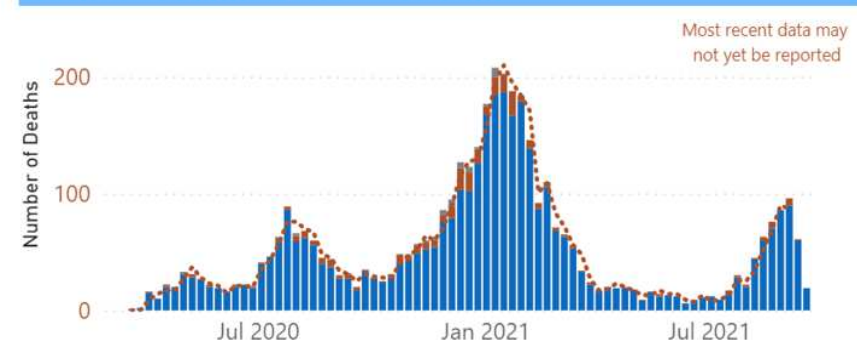
Trends in Tarrant County

Community Spread Level
HIGH

COVID-19 Epidemic Curve by Specimen Collection Week



COVID-19 Deaths by Week of Death



Measuring the Spread of the Virus

Week Ending Saturday, September 18, 2021

R(t) is the number of people that one infected person will pass on the virus to, on average

- R(t) < 1: Virus spread is decreasing
- R(t) = 1: Virus spread is stable
- R(t) > 1: Virus spread is increasing

1.02
R(t)

259

Doubling Time (Days)

Doubling Time is the amount of time it takes for the COVID-19 cases to double in size

- Higher number: Virus spread is slower
- Lower number: Virus spread is faster

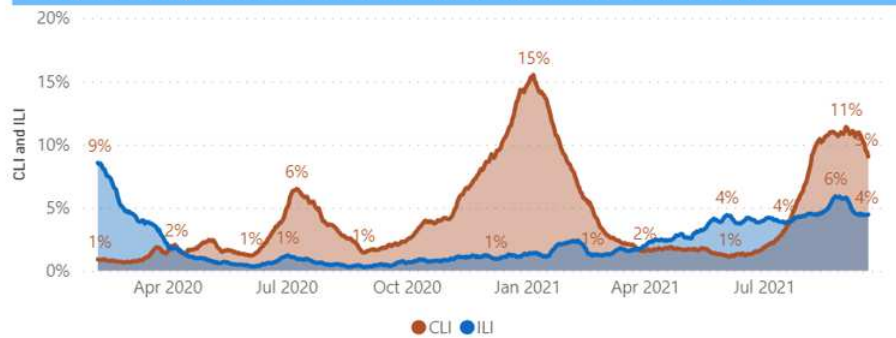
Last Week's Doubling Time: 254 Days

Trends in Tarrant County

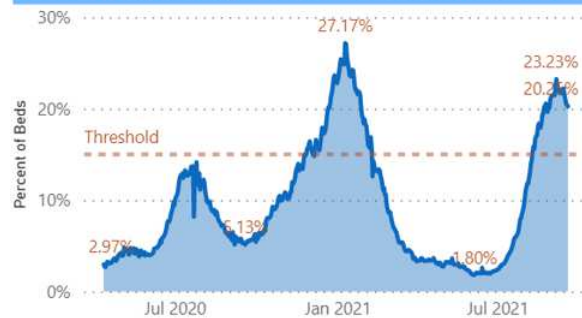
7 Day Average of the Percent of Positive COVID-19 Tests



7 Day Average of the Percent of ED visits for CLI and ILI



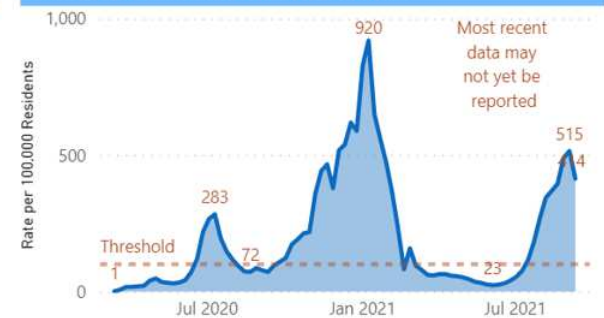
Beds Occupied by COVID-19 Patients, TSA-E



Bed Occupancy Rate for COVID-19 Patients



Cases per 100,000 Residents



Texas Trends

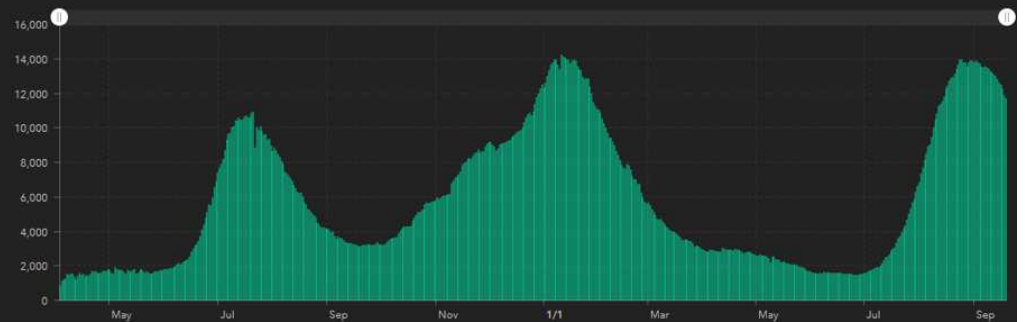
Lab-Confirmed COVID-19 Hospitalizations

11,710
COVID-19 Inpatients

Adult COVID-19 Patients 7,929 in General Beds	Adult COVID-19 Patients 3,524 in ICU Beds	Pediatric COVID-19 Patients 257 in Hospitals
--	--	---

Confirmed COVID-19 1,256 Admissions Previous 24 Hours	Confirmed COVID-19 2,690 Patients on Ventilators
--	---

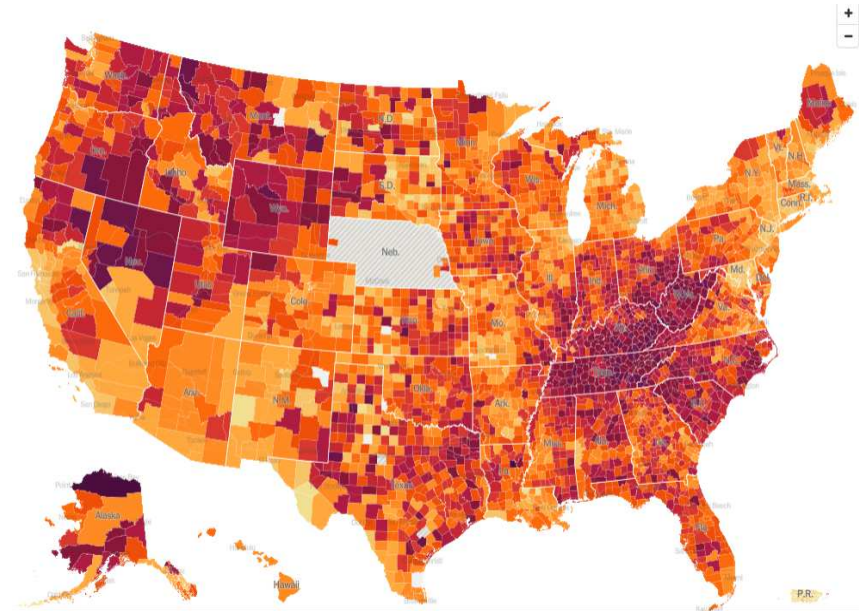
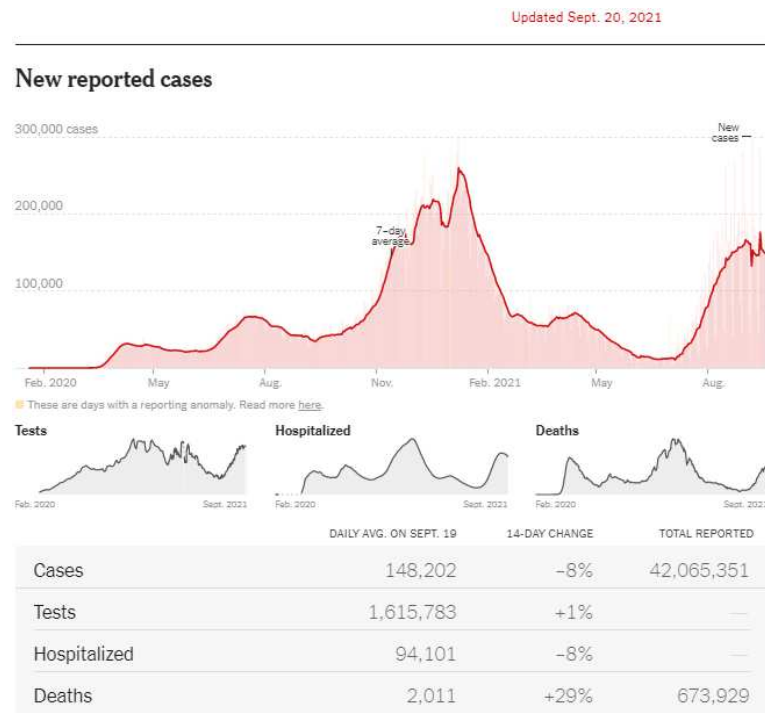
Number of COVID-19 Hospitalizations



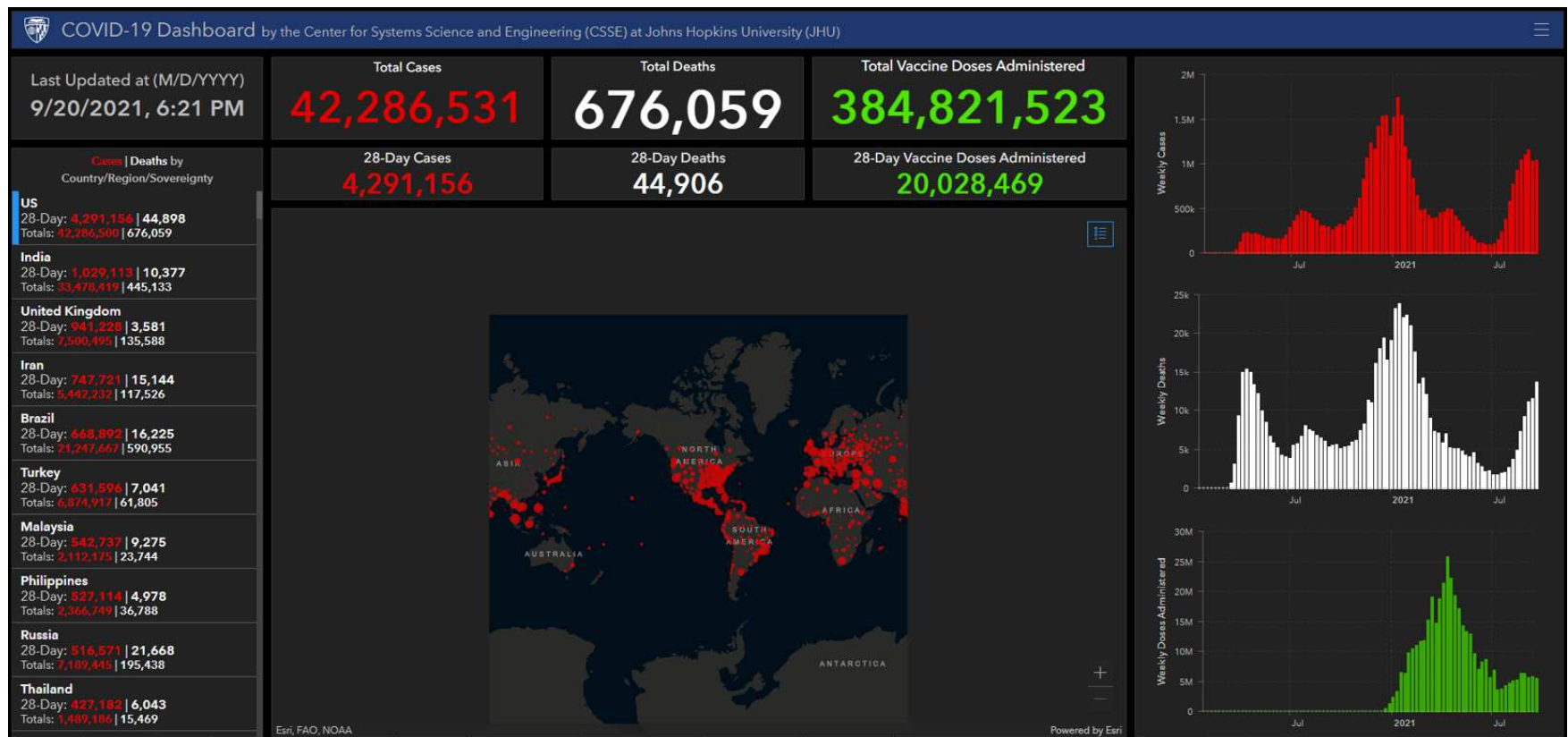
Hospital Availability

Total Staffed Hospital Beds 64,691	Total Staffed Inpatient Beds 60,120	Available Ventilators 6,596
Available Staffed Hospital Beds 7,924	Available Staffed Adult ICU Beds 343	Available Staffed Pediatric ICU Beds 105

National Trends



A somber milestone



National Mall COVID memorial



What should we do?

- To combat the recent surge:
 - We need policy tools
 - A unified effort to beat back the pandemic
 - Message for the public:
 - GET VACCINATED!
 - Wear a mask
 - Avoid large crowds
-

Vaccine Update



COVID-19 Vaccine Statistics

Date Updated:
Wednesday, September 15, 2021

Select Vaccination Level

At Least One Dose

Fully Vaccinated

Number of Vaccinated Residents

987,263

Vaccination Rate for Residents, All Ages

47%

Percentage of Vaccinated Residents, 12 Years and Older

57%

Vaccination Rate by Zip Code of Residence

Vaccination Rate by City of Residence

Total Doses Administered

2,448,742

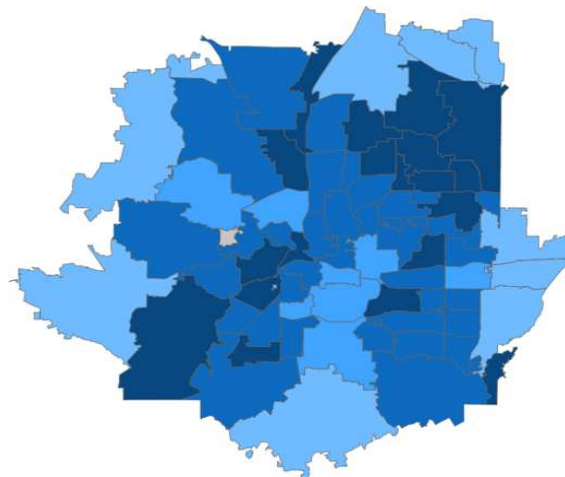
Doses Administered by TCPH

426,262

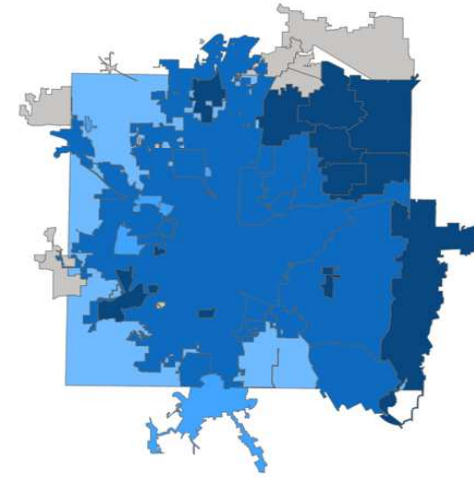
Doses Administered by Others

2,022,480

[Click here to sign up for the COVID-19 Vaccine](#)



● < 30% ● 30% to 39.9% ● 40% to 49.9% ● Over 50%



● < 30% ● 30% to 39.9% ● 40% to 49.9% ● Over 50%

Vaccine Update



COVID-19 Vaccine Statistics

Date Updated:
Wednesday, September 15, 2021

Total Doses Administered

2,448,742

Doses Administered by TCPH

426,262

Doses Administered by Others

2,022,480

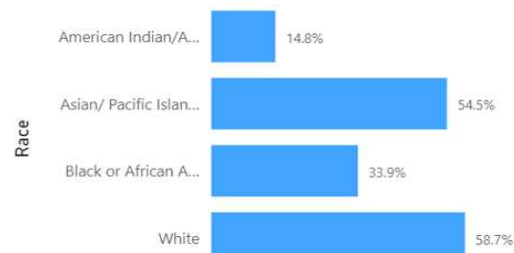
[Click here to sign up for the COVID-19 Vaccine](#)

Select Vaccination Level

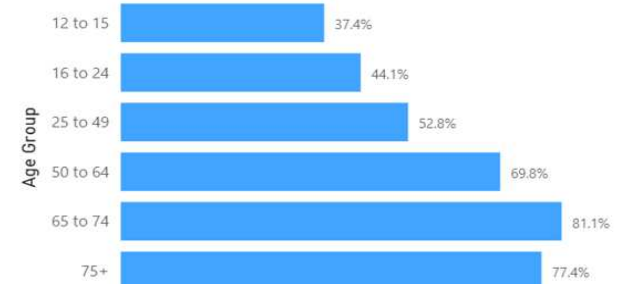
At Least One Dose

Fully Vaccinated

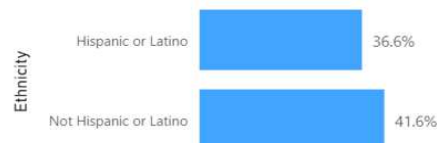
Vaccination Rate by Race



Vaccination Rate by Age Group



Vaccination Rate by Ethnicity



Vaccination Rate by Gender



Example Interpretation: 49% of the females in Tarrant County are vaccinated

Vaccination Efforts

- www.tarrantcounty.com/vaccinefinder
 - City of Fort Worth is launching a new 6 lane drive thru site today:
 - Wilkerson-Greines Activity Center, 5201 C.A. Roberson Blvd. in south Fort Worth. 9 AM to 4 PM, Mon to Fri
 - TCPH will partner and assist
 - Mobile Pop up efforts continue in the community
 - Several FD sites now drive thru in NE TC
 - TCC Sites operating at all 5 campuses
 - TCPH brick and mortar locations
 - Over 150 pharmacy locations
-

Important Links

COVID Information:

- coronavirus.tarrantcounty.com (Main Landing Page)

Vaccine Information

- www.tarrantcounty.com/vaccinefinder
- www.tarrantcounty.com/covidshot
- www.tarrantcounty.com/vaccinerides

Testing Information

- www.tarrantcounty.com/covidtesting
- www.tarrantcounty.com/covidreport

Treatment Information

- www.tarrantcounty.com/covidinfusions
 - All can be accessed from the main landing page or individually.
 - Click the appropriate icon
 - Or call 817-248-6299
-

Mobile Testing Operation

Mobile Testing at each site 1x/week (4hrs)										
Location	Precinct	Day	Week 1	Week 2	Week 3	Week 4	Week 5	Week 6	Week 7	Week 8
Northeast	3	M	5	95	173	204	297	0	50	16
Southwest	1	T	8	75	87	139	183	121	39	
Miller	1	T	21	60	40	85	144	83	28	
Northwest	4	W	38	92	72	145	159	67	22	
Arlington	2	Th	71	89	113	235	218	54	33	
Mansfield	2	F	60	83	86	148	166	83	37	
Total			203	494	571	956	1167	408	209	16
								Total To Date		4024

- Large testing sites showing their impact
- 5 of 6 mobile testing sites will phase out with next week being the last.
- 3 more vendor operated testing sites coming online next week
 - 2 in Arlington, 1 in Mansfield
- www.tarrantcounty.com/covidtesting

TARRANT COUNTY PUBLIC HEALTH

Accountability. Quality. Innovation.

Main Address:

1101 S. Main Street
Fort Worth, TX 76104

Phone:

817-321-4700

Website:

health.tarrantcounty.com

Social Media:



A healthier community through leadership in health strategy

